



Patient Positioning Supports

Abecca's positioning supports are designed to keep the patient comfortable and relieve pressure in the lying and sitting position.



Patient Back Rest

-The Abecca Back Rest Wedge is used to position patients who have difficulty breathing when lying flat. It can be used on a standard mattress to produce the effect of elevating a hospital bed, which supports the upper body in an elevated position. They are the width of a single mattress and come in three different heights as shown below.

- FM5060** 650 x 850 x 200mm - 15°
- FM5061** 650 x 850 x 275mm - 20°
- FM5062** 650 x 850 x 350mm - 27°

Memory Foam
Topper →



Patient Wedge

- The Abecca Patient Wedge is a body positioning device effective in redistributing pressure, which provides effective side positioning and offers forward positioning and roll over.

- FM5000**
750 x 300 x 150mm at the back and 40mm at the front

Memory Foam
Topper

30° Positioning
Wedge




Patient Leg Support

- The Abecca Patient Leg Support is designed for use when a patient is sitting in a chair to give support to the legs, at the same time off loading pressure from the heels.

FM5070 - 400x350mm



Light weight, easy to move.



Non-skid base preventing it from moving while in use.



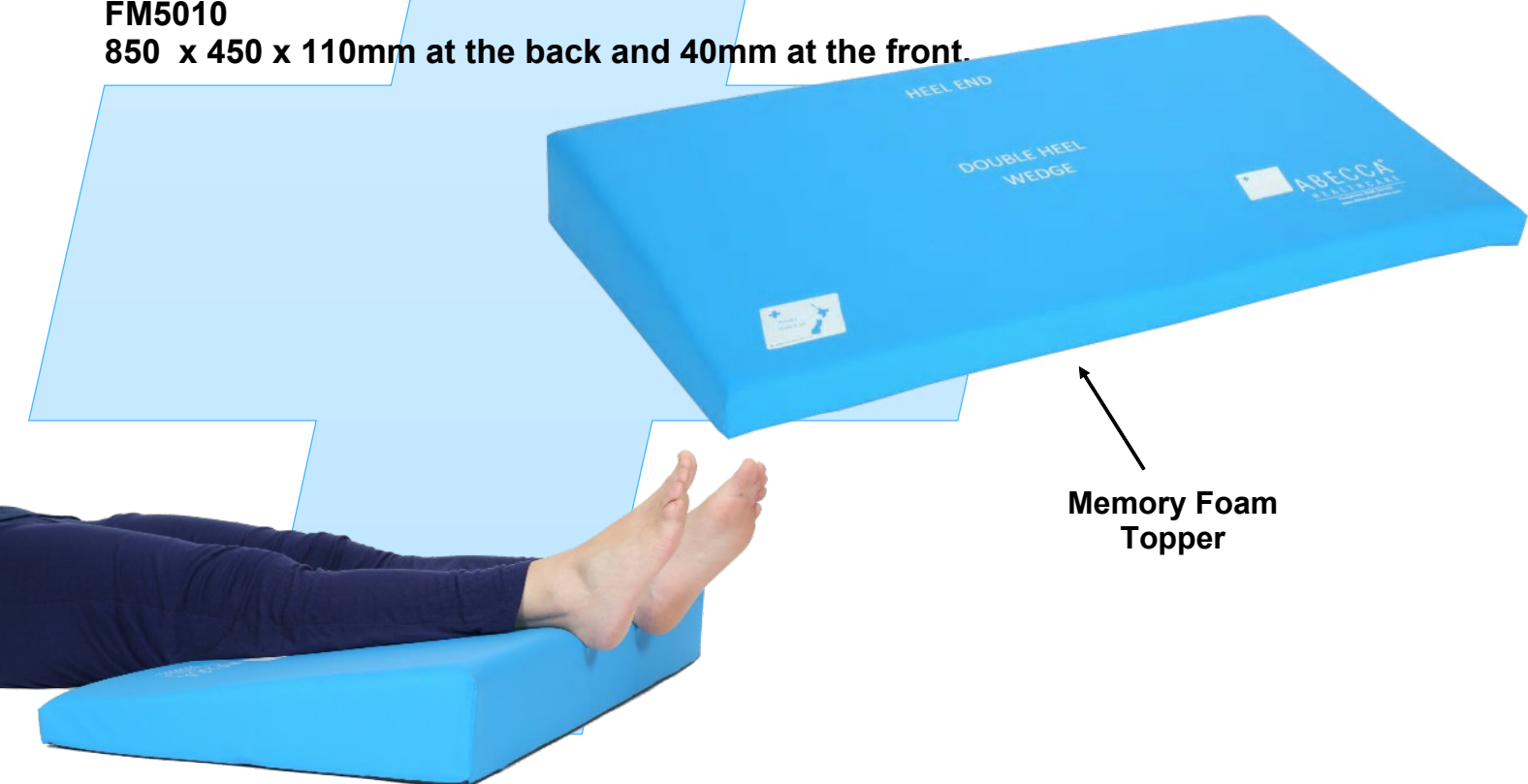
Effectively providing pressure redistribution on the calves while suspending the heels in an area of zero pressure.

Double Heel Wedge

- The Abecca Double Heel Wedge elevates the entire length of the lower leg avoiding pressure and ensuring access and aeration for draining ulcers.

FM5010

850 x 450 x 110mm at the back and 40mm at the front.



Concave Heel Wedge

- The Abecca Concave Heel Wedge is a contoured leg support that inhibits lateral movement without restraints, elevating the leg while providing optimal support for the calf and foot.

FM5030

450 x 200 x 110mm



Bed Rail Protector

- Easy to use bed rail protector designed to reduce injuries to patients when bed rails are needed.

Half Length - FM5090 950x450mm

- The Bed Rail Protector is 950mm long. Two Protectors can be used on the rail when full length bed rail protection is needed.
- Provides comfortable cushioning for patients that tend to roll over towards the bed railing.
- Easy to clean water resistant polyurethane cover with sewn seams.
- Made to fit tightly over the bed rail so that it is secure and stays in place whilst being used.
- Other lengths available upon request.



Lateral Positioning Cushion


- Reduces pressure on the trochanter and encourages a 30° side lying position to assist in reducing pressure from the head, to the trunk, legs and feet.

**MB4070
1800mm x 600mm**





Get In Touch with Abecca Healthcare Today!



Email: info@abeccadesign.com

Web: www.abeccadesign.com

PH: 06 358 9642

